

B-200

Versatile Electric Transportation

MODEL	B-200	
TYPE	Electric	
SPEED (MAX MPH)	12	19 kmph
RANGE (MILES)	20	32 km
LOAD CAPACITY (lbs)	2,000	907 kg
BED SIZE (W"xL")	43"x75"	109 cm x 190 cm
VOLTAGE	36	
TURNING RADIUS (INCHES)	125"	317 cm



Based on standard configuration. Some vehicles shown with optional equipment

Tough and Dependable Product Solutions

The B-200 is an economical and versatile electric truck. Its unique design features allow the vehicle to be configured to carry a load, tow a load, carry people, or any combination to meet your changing needs. The B-200 can be ordered with a steel cab and doors, stake sides, tool box, fixed or convertible 4 to 6 passenger seating plus many other useful features.

The B-200 is equipped with a 36 volt electric drive system consisting of a direct gear drive differential to provide years of reliable service. Standard features are on-board automatic battery charger with drive interlock, battery status indicator, dual headlights, taillights, and hydraulic brakes. The B-200 is the best value in its class of electric vehicles.

Taylor-Dunn has over 160,000 vehicles in service and more than 55 years experience in providing vehicle solutions to our customers. Carry a load, tow a load, carry people, or any combination, *Taylor-Dunn products are the best way to go about your business.*



TAYLOR-DUNN®
Commercial and Industrial Vehicles Since 1949

The best way to go about your business

PERSONNEL CARRIERS



Aristocrat



Roadmaster

BURDEN CARRIERS



Taylortruck



Loadmaster



Model B Series



Electruck



Maintenance Expediter



Stepsaver



Stockchaser

TOW TRACTORS



Towmaster



Mule



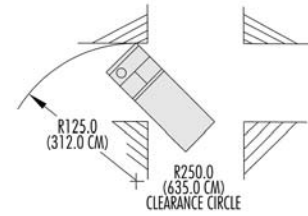
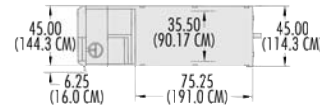
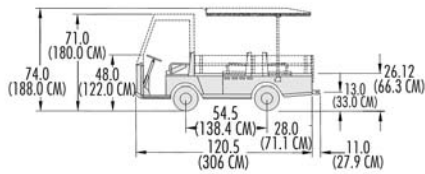
Pullmaster



Model E



Huskey



B-200 STANDARD SPECIFICATIONS

Product Line	MODEL B-200
Unit Weight	1,360 lbs. (617 kg.)
Load Capacity	2,000 lbs. (907 kg.)
Battery Type (Lead acid)	217 amp hours, 6 volts
System Voltage	36 volt
Drive Axle	Direct gear drive
Transmission	Oil bath helical gears
Motor	6.6 HP; DC, separately excited
Tires	Pneumatic, 5.70 x 8 load range B
Brakes	Hydraulic drum brakes rear, hand operated parking brake
Steering	24:1 Automotive steering
Frame	All steel unitized body, heavy duty 16 gauge diamond plate steel
Bumper	Heavy duty steel front bumper
Suspension	Leaf spring front & rear
Color	Tan
Seats	Split seat cushion, full length seat back rest covered with black vinyl. Driver seat electrical interlock
Controller	Solid state speed controller, 36 volt, with regenerative braking
Instrumentation	Battery status indicator, horn, reverse alarm
Light Accessories	Dual headlight, taillight
Charger	25 amp, 36 volt built-in automatic charger with interlock
Input Voltage Requirements	110 volt/220 volt, 50 Hz/60Hz
Conformance Standards	Type E OSHA 1910.178 and ANSI B56.8

OPTIONAL FEATURES

Charger

- Portable 25 amp charger
- Portable 40 amp charger 110v/220v
- Built-in 110v/220v 50 Hz

Accessories

- Strobe light, amber - on pole, or top of cab
- Directional signals
- Maintenance meter
- Smart View Display (SVD)
 - Fault indicator
 - Battery status indicator
 - Hour meter

Based on standard configuration. Some vehicles may be shown with optional equipment.

Deck

- Stake sides, removable end gate, 14" high
- Steel sides and end gates, fold down
- Diamond plate deck

Battery Compartment

- 244 a.h. batteries

Hitches

- Hitch, automatic coupling
- Hitch, pintle
- Hitch, 1-7/8" ball

Brakes

- Front wheel hydraulic disc

Cab

- Steel cab with safety glass window
- Metal doors with sliding safety glass windows
- Windshield wiper for cab
- Mirrors - left, right and rear

Top Frames

- Fiberglass or surrey top cover with tubular frame
- Full length steel top cover

Frame

- Fixed seating 4-6 passengers
- Convertible seating 4-6 passengers

Color

- Special paint color
- Undercoating



TAYLOR-DUNN®
CORPORATION
Commercial and Industrial Vehicles Since 1949



2114 West Ball Road, Anaheim, CA 92804 • (714) 956-4040 • FAX (714) 956-3130
Toll Free (800) 688-8680 Visit our website: www.taylor-dunn.com